
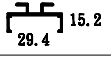



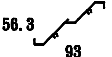
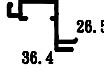
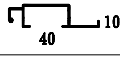
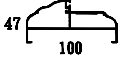
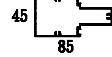




## 700型門料

型號	擠型 (MM)	長度 (M)	下限 (Kg/支)	上限 (Kg/支)	用途
6583		6	1.62	1.80	人字百葉
6584		6	1.40	1.54	人字百葉框料
7008		6	1.28	1.41	百葉片
3159		6	1.58	1.74	百葉片
7012		6	2.12	2.34	雙孔百葉
7013		6	3.24	3.57	雙孔百葉
7009		6	1.44	1.59	紗窗
7010		6	0.94	1.04	紗窗
7066		6	5.99	6.59	門框
7067		6	5.56	6.17	中腰
7119		6	2.31	2.55	併料(薄)
6313		6	3.28	3.61	併料(厚)