





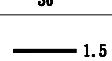

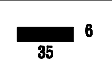








## 扁 條 類

型 號	擠 型 (MM)	長 度 (M)	下 限 (Kg/支)	上 限 (Kg/支)	用 途
2527	 11.5 25.4	6	4.75	5.22	
LH6003	 12.6 25.4	6	5.19	5.71	
2502	 6 26	6	2.53	2.79	
2567	 10 30	6	4.90	5.39	
WD008	 13.5 30	6	6.58	7.24	
2570	 15 30	6	7.35	8.08	
2571	 25 30	6	12.24	13.47	
2533	 1.5 33	6	0.81	0.89	
2506	 3.0 33	6	1.61	1.77	
2556	 6 35	6	3.43	3.77	
2564	 18 35	6	10.28	11.31	
WD007	 8 36	6	4.68	5.15	
WD002	 24 38	6	14.82	16.31	
2504	 3.0 38.1	6	1.85	2.03	
2559	 15 40	6	9.79	10.77	