
















扁 條 類

型 號	擠 型 (MM)	長 度 (M)	下 限 (Kg/支)	上 限 (Kg/支)	用 途
2566	 16 40	6	10.45	11.49	
2525	 30 40	6	19.5	21.45	
2551	 2 45	6	1.46	1.61	
2507	 3.0 45	6	2.19	2.41	
2510	 10 45	6	7.31	8.04	
2569	 17.5 45	6	12.85	14.14	
WD006	 25 45	6	18.29	20.12	
2509	 7.0 50	6	5.69	6.26	
2508	 10 50	6	8.12	8.93	
2561	 15 50	6	8.12	8.93	
2557	 6 50.8	6	4.95	5.47	
2512	 9.8 51	6	8.12	8.93	
2544	 5.2 60	6	5.07	5.58	
2543	 5.5 60	6	5.37	5.91	
2505	 10 60	6	9.76	10.74	