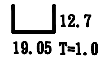
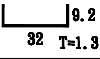
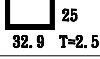
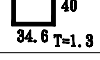
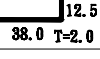
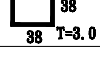
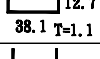
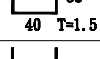
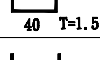
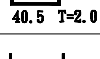
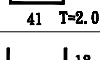
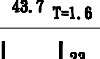
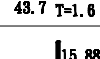
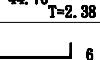
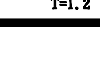


槽 鋁

型 號	擠 型 (MM)	長 度 (M)	下 限 (Kg/支)	上 限 (Kg/支)	用 途
3240	 12.7 19.05 T=1.0	6	0.68	0.75	
4299	 9.2 32 T=1.3	6	1.00	1.10	
6409	 25 32.9 T=2.5	6	3.39	3.73	
6019	 40 34.6 T=1.3	6	2.36	2.60	
LD001	 12.5 38.0 T=2.0	6	1.91	2.10	
6560	 38 38 T=3.0	6	5.26	5.79	
6003	 12.7 38.1 T=1.1	6	1.07	1.18	
6346	 38 40 T=1.5	6	2.75	3.03	
9925	 40 40 T=1.5	6	2.85	3.13	
3275	 25 40.5 T=2.0	6	2.81	3.09	(4.5公分) 方管接料
AC002	 25 41 T=2.0	6	2.69	2.96	
6594	 18 43.7 T=1.6	6	1.98	2.18	
6446	 23 43.7 T=1.6	6	2.24	2.46	
LD007	 15.88 44.76 T=2.38	6	2.92	3.21	
5310	 6 45 T=1.2	6	1.07	1.18	