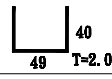
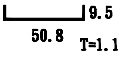
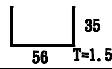
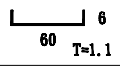
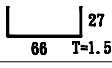
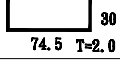
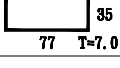
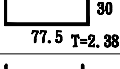
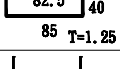
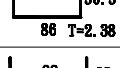
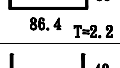
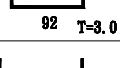
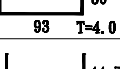
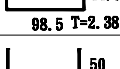



槽 鋁

型 號	擠 型 (MM)	長 度 (M)	下 限 (Kg/支)	上 限 (Kg/支)	用 途
6291		6	4.04	4.44	
6434		6	1.21	1.33	
5302		6	2.99	3.29	
5308		6	1.47	1.62	
5303		6	2.85	3.14	
6436		6	4.24	4.66	
3698		6	14.1	15.5	
LD002		6	5.13	5.64	
3214		6	3.30	3.63	
LD003		6	7.05	7.75	
6445		6	5.41	5.95	
5301		6	8.09	8.91	
BC2604		6	8.97	9.86	
LD004		6	7.06	7.77	
5305		6	23.76	26.14	