
















格柵. 欄杆類

型號	擠型 (MM)	長度 (M)	下限 (Kg/支)	上限 (Kg/支)	用途
LJ073		6	2.99	3.29	
LJ006		6	3.80	4.18	
LJ112		6	3.54	3.89	
LJ102		6	3.30	3.63	
LJ095		6	3.64	4.01	
LJ100		6	3.65	4.02	
LJ090		6	3.60	3.96	
LJ105		6	4.65	5.11	
LJ114		6	5.54	6.09	
LJ098		6	4.82	5.31	
LJ106		6	2.50	2.75	
LJ082		6	5.70	6.26	
LJ070		6	6.30	6.93	
LJ069		6	5.54	6.10	
LJ036		6	5.66	6.22	