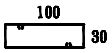


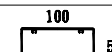
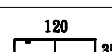
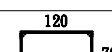



格柵. 欄杆類

型號	擠型 (MM)	長度 (M)	下限 (Kg/支)	上限 (Kg/支)	用途
LJ030		6	6.72	7.39	
LJ113		6	5.34	5.88	
LJ076		6	8.38	9.22	
LJ078		6	4.17	4.58	
LJ110		6	8.54	9.39	
LJ099		6	18.56	20.42	
LJ058		6	13.13	14.44	