




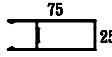











## 格柵. 欄杆類

型號	擠型 (MM)	長度 (M)	下限 (kg/支)	上限 (kg/支)	用途
LJ088		6	0.88	0.97	
LJ089		6	1.52	1.67	
LJ086		6	3.42	3.76	
LJ062		6	0.83	0.92	
LJ063		6	3.07	3.37	
LJ083		6	4.16	4.58	
LJ020		6	0.99	1.09	
LJ021		6	3.31	3.64	
LJ022		6	3.77	4.15	
LJ119		6	2.80	3.08	
LJ117		6	3.93	4.32	
LJ075		6	1.15	1.26	
LJ074		6	1.46	1.61	
LJ046		6	1.17	1.29	
LJ045		6	6.25	6.88	