
















## 格柵. 欄杆類

型號	擠型 (MM)	長度 (M)	下限 (Kg/支)	上限 (Kg/支)	用途
LJ065	 15	6	1.37	1.51	
LJ064	 30	6	2.24	2.46	
LJ010	 9.8	6	1.41	1.55	
LJ009	 20	6	2.17	2.39	
LJ047	 46	6	1.47	1.62	
LJ048	 25	6	2.19	2.41	
LJ003	 50	6	1.32	1.45	
LJ004	 50	6	7.17	7.89	
LJ002	 50	6	8.58	9.44	
LJ108	 36.5	6	4.09	4.50	
LJ018	 60	6	2.13	2.34	
LJ019	 15	6	2.45	2.69	
LJ023	 57.8	6	1.29	1.42	
LJ024	 22	6	2.87	3.16	
LJ025	 30	6	2.78	3.06	