













格柵. 欄杆類

型號	擠型 (MM)	長度 (M)	下限 (kg/支)	上限 (kg/支)	用途
LJ016		6	2.35	2.59	
LJ017		6	3.44	3.78	
RC007		6	3.09	3.40	
RC006		6	4.97	5.46	
LJ053		6	2.92	3.21	
LJ052		6	4.60	5.06	
LJ097		6	2.16	2.38	
LJ096		6	4.26	4.69	
LJ028		6	1.64	1.81	
LJ029		6	4.22	4.64	
LJ072		6	4.74	5.21	
LJ071		6	9.81	10.78	