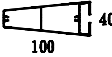

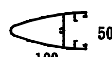
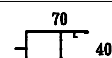
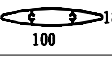


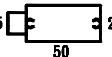


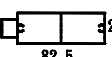

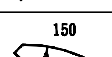


格柵. 欄杆類

型號	擠型 (MM)	長度 (M)	下限 (Kg/支)	上限 (Kg/支)	用途
LJ001		6	7.26	7.99	
LJ007		6	5.42	5.96	
LJ040		6	6.80	7.48	
LJ094		6	4.70	5.18	
LJ093		6	5.29	5.82	
LJ035		6	1.97	2.17	
LJ011		6	4.77	5.24	
LJ087		6	3.60	3.96	
LJ057		6	5.38	5.92	
LJ120		6	5.79	6.37	
LJ068		6	4.62	5.08	
LJ067		6	4.75	5.23	
LJ101		6	9.80	10.77	