
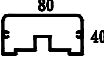

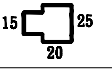
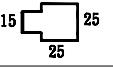
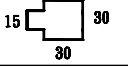


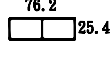
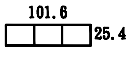


格柵. 欄杆類

型號	擠型 (MM)	長度 (M)	下限 (Kg/支)	上限 (Kg/支)	用途
LJ054		6	5.98	6.58	
LJ055		6	9.04	9.95	
LJ056		6	8.86	9.74	
4750		6	1.94	2.11	
4775		6	2.08	2.29	
4760		6	2.59	2.85	
4360		6	6.14	6.75	
6522		6	3.78	4.15	
6201		6	4.40	4.84	
6523		6	6.22	6.84	