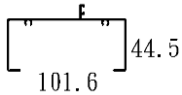
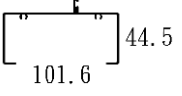
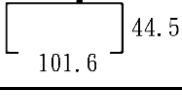
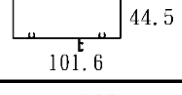
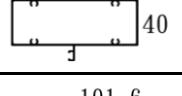
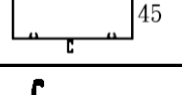
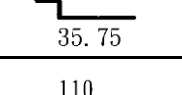
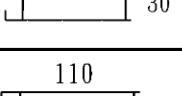


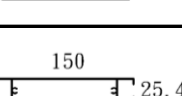
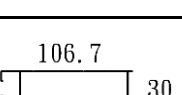
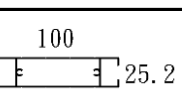



700加大型門料

| 項次 | 型號 | 擠型 (mm) | 長度 (M) | 下限 (kg/支) | 上限 (kg/支) | 備註 |
|----|-------|---|-----------|--------------|--------------|------------------------|
| 1 | 1028 |  | 6.0 | 6.33 | 6.99 | 加大外框 (1.6T) |
| 2 | 1028A |  | 6.0 | 5.72 | 6.32 | 加大外框(1.35T) (加強毛刷槽) |
| 3 | 1023 |  | 6.0 | 6.01 | 6.64 | 加大外框 |
| 4 | 1029 |  | 6.0 | 8.29 | 9.16 | 外框中腰 |
| 5 | 6533 |  | 6.0 | 9.18 | 10.14 | 外框中腰 |
| 6 | 1040 |  | 6.0 | 9.69 | 10.71 | 中腰毛刷置中 |
| 7 | 7076 |  | 6.0 | 1.45 | 1.61 | 門檔 |
| 8 | 7074 |  | 6.0 | 5.51 | 6.09 | 加大內立 (有線條) |
| 9 | 7074A |  | 6.0 | 5.52 | 6.10 | 加大內立 (平面) |
| 10 | 7075 |  | 6.0 | 5.74 | 6.34 | 加大內橫 (有線條) |
| 11 | 7075A |  | 6.0 | 5.52 | 6.10 | 加大內橫 (平面) |
| 12 | 7075B |  | 6.0 | 10.62 | 11.74 | 加大內橫 (平面) |
| 13 | 7064 |  | 6.0 | 5.67 | 6.26 | 加大內立 (有線條) |
| 14 | 7065 |  | 6.0 | 5.52 | 6.10 | 加大內橫 (有線條) |
| | | | | | | |
| | | | | | | |