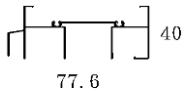
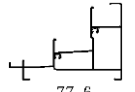
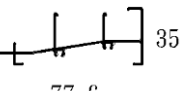

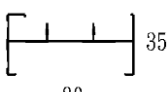
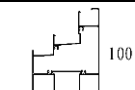
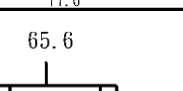
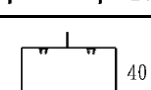
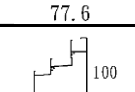
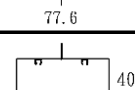
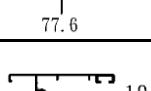
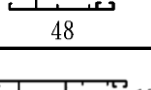
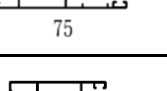
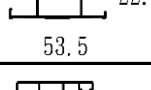
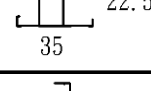
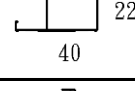
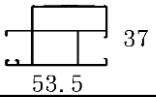
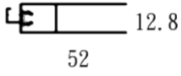
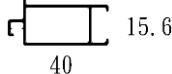
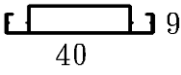


866型窗料

項次	型號	擠型 (mm)	長度 (M)	下限 (kg/支)	上限 (kg/支)	備註
1	S801		6.0	4.42	4.88	外上
2	S802		6.0	5.63	6.22	外下
4	S802A		6.0	4.55	5.03	外下
5	S802L		6.0	6.60	7.30	外下(加高)
5	S803		6.0	3.32	3.67	外立
6	S805		6.0	8.03	8.87	外中腰
7	S806		6.0	2.00	2.21	外立補料
8	S811		6.0	3.44	3.81	外框固定支
9	S835		6.0	7.76	8.57	上活下固中腰
10	S845		6.0	4.82	5.33	固定中腰
11	S851		6.0	2.46	2.72	內上
12	S852		6.0	3.52	3.89	內下
13	S853		6.0	2.96	3.28	內立
14	S853A		6.0	1.82	2.01	內立(小)
15	S854		6.0	2.52	2.79	內立小鈎料
16	S864		6.0	3.65	4.03	內立大鈎料

866型窗料

項次	型號	擠型 (mm)	長度 (M)	下限 (kg/支)	上限 (kg/支)	備註
17	S865	 37 53.5	6.0	3.92	4.33	內框碰支
18	S881	 12.8 52	6.0	2.15	2.38	紗窗橫料
19	S883	 15.6 40	6.0	1.71	1.89	紗窗立料
20	S885	 9 40	6.0	1.43	1.58	紗窗中腰