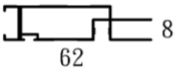
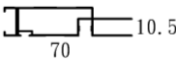


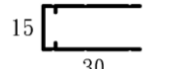

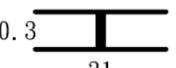
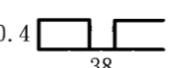
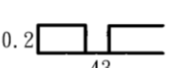
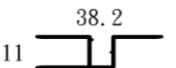


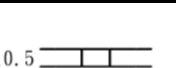
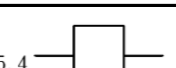
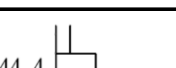
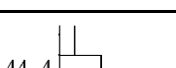


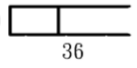
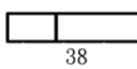
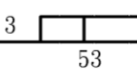

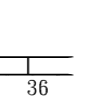

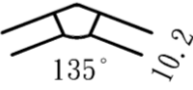
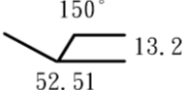


固展鋁

項次	型號	擠型 (mm)	長度 (M)	下限 (kg/支)	上限 (kg/支)	備註
1	6101		6.0	2.75	3.04	紗門料
2	6101A		6.0	3.33	3.68	紗門料
3	6102		6.0	2.74	3.03	紗門料
4	6103		6.0	1.01	1.11	修邊料
5	6104		6.0	1.41	1.56	修邊料
6	6104A		6.0	1.40	1.54	修邊料
7	6105		6.0	1.41	1.56	中間隔料
8	6106		6.0	1.55	1.71	平窗料
9	9107A		6.0	1.80	1.98	平窗料(厚)
10	6108		6.0	1.37	1.52	平窗料 (配合門料)
11	6109		6.0	1.89	2.09	平窗料
12	9109		6.0	2.26	2.50	平窗料
13	6110		6.0	2.10	2.32	中間隔料
14	6111		6.0	2.80	3.10	中間隔料
15	6112		6.0	2.67	2.95	凸平窗轉角料
16	6113		6.0	2.29	2.53	凸平窗邊支

固展鋁

項次	型號	擠型 (mm)	長度 (M)	下限 (kg/支)	上限 (kg/支)	備註
17	6115	25.4  44.4	6.0	2.20	2.43	凸平窗料
18	6115A	24.9  44.1	6.0	3.22	3.56	凸平窗料
19	6116	10  36	6.0	1.30	1.44	平窗料
20	6116A	10  38	6.0	1.30	1.43	平窗料
21	6116B	10.3  53	6.0	1.65	1.83	平窗料
22	6118	35  35	6.0	2.08	2.30	90° 轉角料
23	6119	37.6  36	6.0	1.58	1.75	平窗框料
24	6119A	37.6  38	6.0	1.66	1.83	平窗框料
25	6124	 135° 10.2	6.0	2.25	2.48	135° 轉角料
26	6812	 150° 13.2 52.51	6.0	1.78	1.96	150° 轉角料