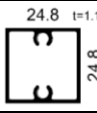
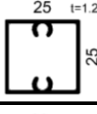
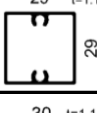
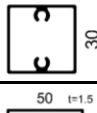
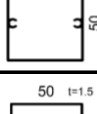
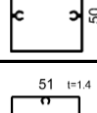
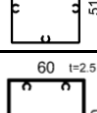
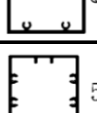
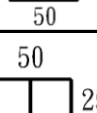
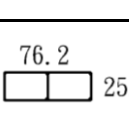
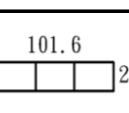

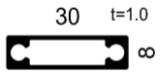
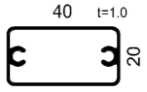
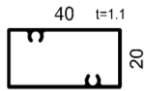

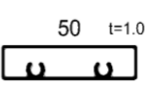
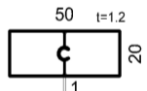
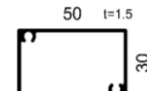
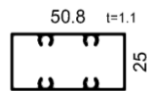
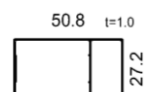
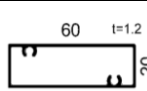
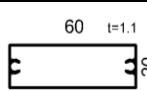
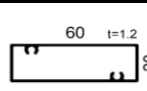
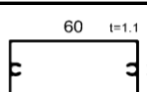
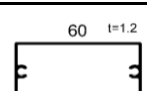
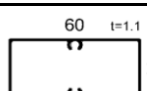
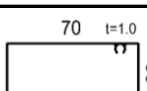
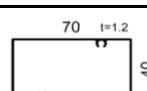


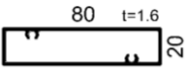
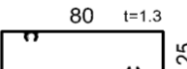
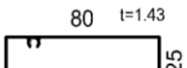
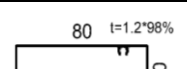
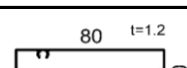
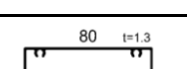
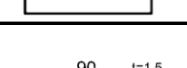


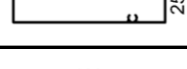




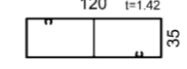

格柵方管類

項次	型號	擠型 (mm)	長度 (M)	下限 (kg/支)	上限 (kg/支)	規 格
1	LJ060		6.0	2.15	2.38	24.8*24.8*1.1T
2	LJ085		6.0	2.36	2.61	25*25*1.2T
3	LJ109		6.0	2.50	2.77	29*29*1.1T
4	LJ013		6.0	2.80	3.09	30*30*1.1T
5	LJ134		6.0	5.34	5.90	50*50*1.5T
6	LJ014		6.0	5.57	6.15	50*50*1.5T
7	LJ061		6.0	5.50	6.08	51*51*1.4T
8	LJ015		6.0	10.88	12.02	60*60*2.5T
9	4360		6.0	6.16	6.81	50*50*1.5T
10	6522		6.0	3.79	4.19	50*25*1.4T
11	6201		6.0	4.41	4.88	76.2*25.4*1.2T
12	6523		6.0	6.24	6.90	101.6*25.4*1.3T

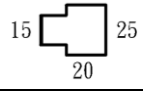
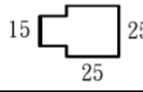

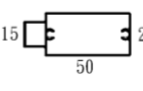
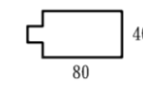
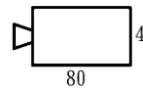
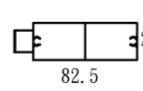
格柵方管類

項次	型號	擠型 (mm)	長度 (M)	下限 (kg/支)	上限 (kg/支)	規 格
13	LJ104		6.0	1.61	1.78	30*8*1.1T
14	LJ012		6.0	2.52	2.78	40*20*1.0T
15	LJ008		6.0	2.58	2.85	40*20*1.1T
16	LJ092		6.0	3.47	3.84	47*20*1.2T
17	LJ005		6.0	2.54	2.81	50*12*1.0T
18	LJ049		6.0	3.17	3.50	50*20*1.2T
19	LJ051		6.0	4.23	4.67	50*30*1.5T
20	LJ059		6.0	3.65	4.03	50.8*25*1.1T
21	LJ073		6.0	3.00	3.32	50.8*27.2*1.0T
22	LJ112		6.0	3.54	3.91	60*20*1.2T
23	LJ102		6.0	3.30	3.65	60*20*1.1T
24	LJ122		6.0	3.49	3.86	60*20*1.2T
25	LJ095		6.0	3.65	4.04	60*30*1.1T
26	LJ095A		6.0	3.93	4.34	60*30*1.2T
27	LJ100		6.0	3.67	4.05	60*30*1.1T
28	LJ090		6.0	3.60	3.98	70*30*1.0T
29	LJ105		6.0	4.65	5.13	70*40*1.2T

格柵方管類

項次	型號	擠型 (mm)	長度 (M)	下限 (kg/支)	上限 (kg/支)	規 格
30	LJ114		6.0	5.54	6.12	80*20*1.6T
31	LJ098		6.0	4.84	5.35	80*25*1.3T
32	LJ098A		6.0	5.24	5.79	80*25*1.43T
33	LJ106		6.0	4.71	5.21	80*30*1.2*98%T
34	LJ127		6.0	5.22	5.76	80*30*1.2T
35	LJ082		6.0	5.69	6.29	80*45*1.3T
36	LJ070		6.0	5.94	6.56	90*12*1.5T
37	LJ069		6.0	5.55	6.14	100*20*1.2T
38	LJ036		6.0	6.08	6.72	100*25 *1.4*93%T
39	LJ030		6.0	6.71	7.42	100*30*1.5T
40	LJ113		6.0	5.12	5.88	100*30 *1.2*98%T
41	LJ076		6.0	8.83	9.27	100*50 *1.75*95%T
42	LJ078		6.0	7.87	8.70	100*50*1.4T
43	LJ110		6.0	8.13	8.99	120*35*1.42T
44	LJ099		6.0	18.63	20.59	120*70*3.0T
45	LJ058		6.0	13.13	14.51	150*50*1.8T

格柵方管類

項次	型號	擠型 (mm)	長度 (M)	下限 (kg/支)	上限 (kg/支)	規 格
46	4750		6.0	1.91	2.11	
47	4775		6.0	2.08	2.30	
48	4760		6.0	2.60	2.87	
49	LJ087		6.0	3.61	3.99	
50	LJ057		6.0	5.37	5.94	
51	LJ120		6.0	5.79	6.40	
52	LJ068		6.0	4.63	5.12	